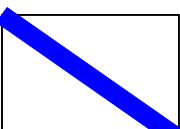


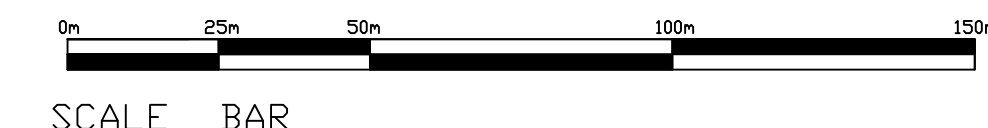
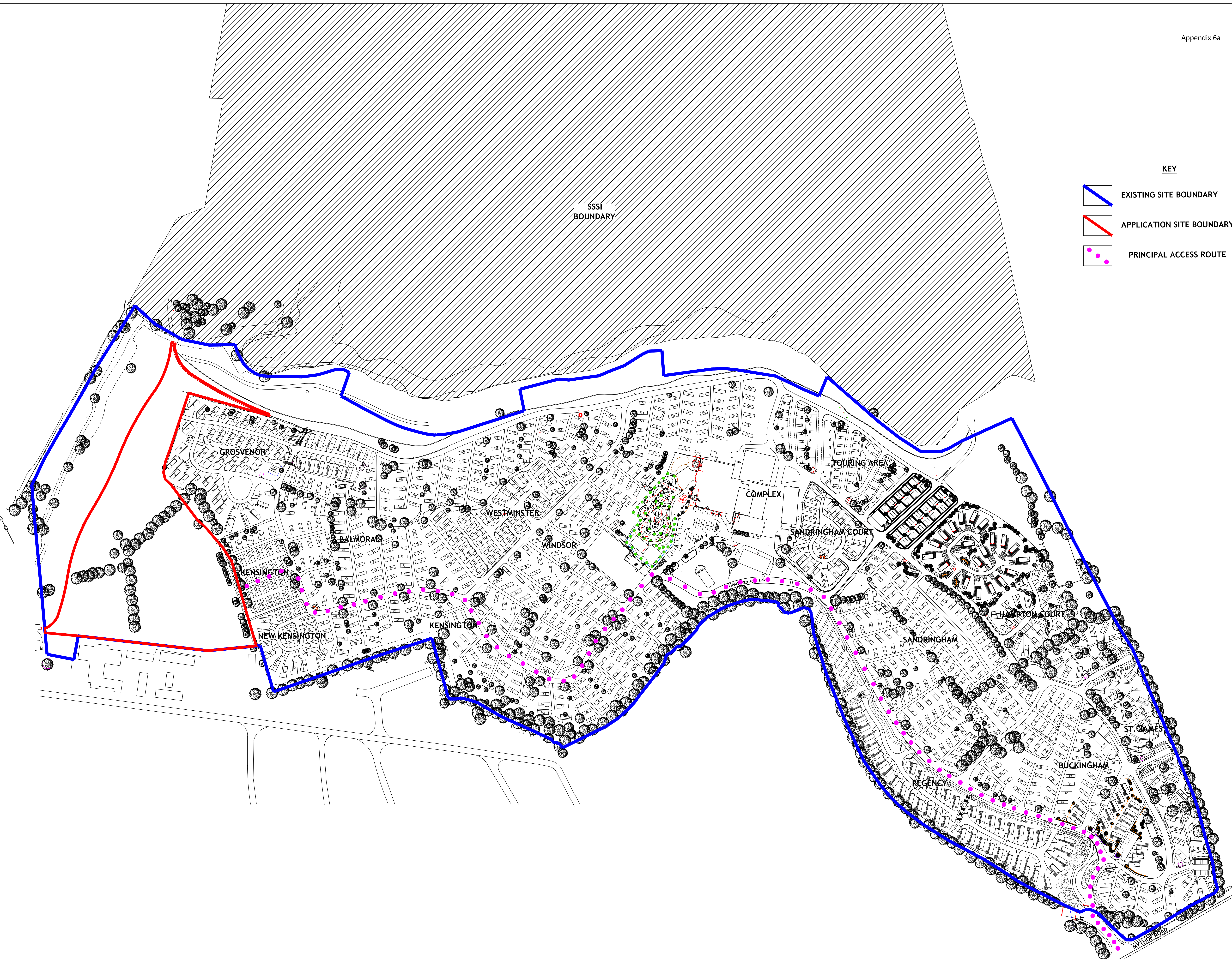


KEY

-  EXISTING SITE BOUNDARY
-  APPLICATION SITE BOUNDARY
-  PRINCIPAL ACCESS ROUTE



REV	DESCRIPTION	DATE	INITIALS
B	APPLICATION BOUNDARY AMENDED	24/03/17	JG
A	APPLICATION BOUNDARY AMENDED	30/01/17	LD

Bratherton
 PARK DESIGN CONSULTANTS
 Mollington Grange • Parkgate Road • Mollington
 Chester • CH1 6NP
 T. 01244 853 000 • F. 01244 853 807
 E. parkdesign@bratherton.co.uk W. www.bratherton.co.uk

MARTON MERE
 HOLIDAY VILLAGE

LOCATION PLAN

DATE	JUNE 2016	SCALE	1:1250 @ A0
DRAWN	LD	CHECKED	REV
			0
			JOB
			954/32/4